

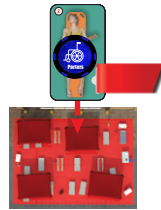
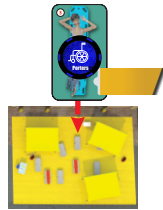
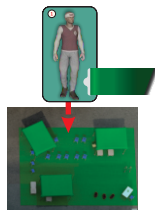


Triage Unit Leader Job Action Sheet

Your job is to move patients from the **Triage Area** to the **Treatment Areas** and from the **Treatment Areas** to the **Intake or Transfer Points** as directed. You will manage the **Porter** resources needed to move non-ambulatory patients and will inform the **Casualty Care Unit Leader** of patient movement.

Sending Patients To Treatment

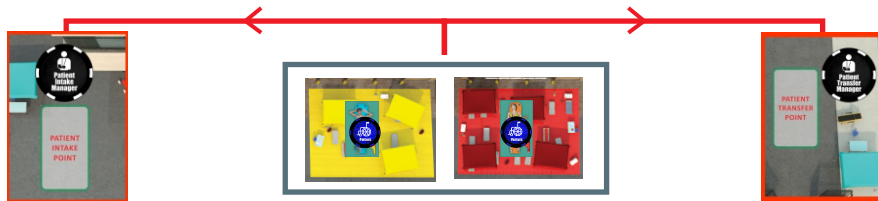
- 1 Receive groups of triaged patients from the **Triage Team**.
- 2 Move ambulatory patients to the **Minor Treatment Area**.
- 3 Move non-ambulatory patients with a **Porter** to their respective colored **Treatment Areas**.
(if a Porter is not available you cannot move non-ambulatory patients)
- 4 Tally patients on your worksheet.
- 5 Inform the **Casualty Care Unit Leader** of the patient acuity types you moved.



Triage Unit Leader	
Patient Triage Count By Acuity	
Running Tally	
IMMEDIATE	/
DELAYED	/
MINOR	/

Moving Patients From Treatment

- 1 As directed by the **Casualty Care Unit Leader**, use **Porters** to move patients **with their triage tag** from the **Treatment Areas** to either the **Intake or Transfer Point**.
(if a Porter is not available you cannot move patients)
- 2 Inform the **Casualty Care Unit Leader** what you moved where. ("*One Delayed to Transfer*")



Conversion to Porter

When triage is complete your chip will now serve as another **Porter**. Your **Triage Team's** chip will also be converted to a **Porter** role as well.

